

Round Pancake Boxes



Features

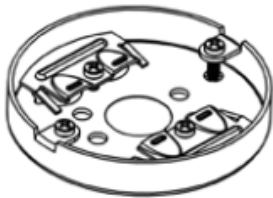
- Pancake box-fixture ready, galvanized steel raised 1/2" and 3/4"

Applications

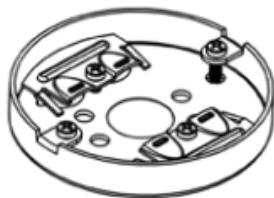
- Flexotek pancake ceiling box can be used to install ceiling fans, lighting fixtures and other electrical devices

Standard Material

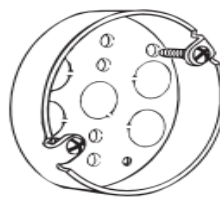
- Galvanized steel



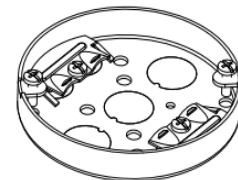
FLEX287



FLEX292



FLEX293



FLEX56111-R

| Catalog Number | Description | Depth | Cubic Inches | Ship Case | Weight/Case |
|----------------|--|-------|--------------|-----------|-------------|
| FLEX292 | 3-1/2" round steel pancake box with NM Clamp | 1/2" | 4.0 | 50 | 13.4 |
| FLEX287 | 3-1/2" round steel pancake box with NM clamp | 3/4" | 5.0 | 50 | 15.4 |
| FLEX293 | 4" round steel pancake box with 1/2"KO | 1/2" | 6.0 | 50 | 17.8 |
| FLEX56111-R | 4" round steel pancake box with NM Clamp | 1/2" | 6.0 | 50 | 19.6 |

3-1/2" Octagon Drawn Box 1-1/2" Deep



Features

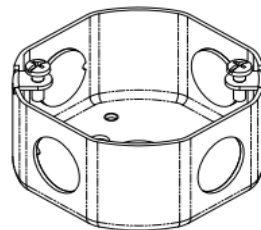
- Drawn
- 1-1/2" deep
- 11.8 cubic inches
- Available in multiple KO sizes, with or without concentric KOs and raised ground emboss with installed 10/32 ground screw where noted

Applications

- 3-1/2" octagon junction boxes are used to install ceiling and wall lighting fixtures, fans or convenience outlets and devices
- Octagon boxes are used to bring power to an electrical device where multiple conductor runs are split in two or more directions

Standard Material

- Galvanized steel



FLEX110

| Catalog Number | Description | Knockouts | | Cubic Inches | Ship Case | Weight/Case |
|----------------|---------------------|------------|------------|--------------|-----------|-------------|
| | | Sides | Bottom | | | |
| FLEX110 | 1-1/2" deep 1/2" KO | (4) - 1/2" | (1) - 1/2" | 11.8 | 50 | 19.6 |

4" Octagon Drawn Boxes & Extensions

1-1/2" Deep



Features

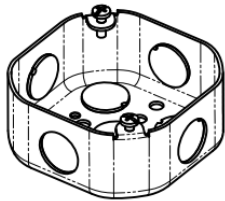
- Drawn
- 1-1/2" deep
- 15.5 cubic inches
- Available in multiple KO sizes, with or without concentric KOs and raised ground emboss with installed 10/32 ground screw where noted

Applications

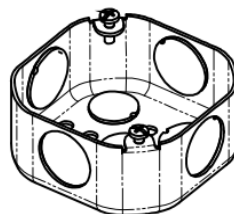
- 4" octagon junction boxes are used to install ceiling and wall lighting fixtures, fans or convenience outlets and devices
- Octagon boxes are used to bring power to an electrical device where multiple conductor runs are split in two or more directions

Standard Material

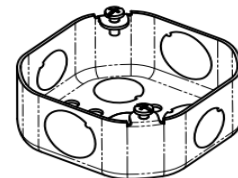
- Galvanized steel



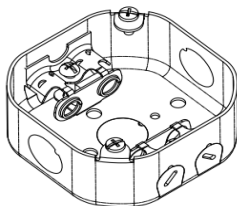
FLEX125



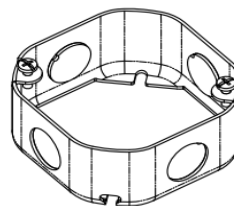
FLEX126



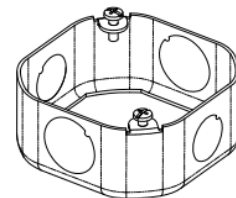
FLEX127



FLEX153




FLEX128



FLEX130

| Catalog Number | Description | Knockouts | | Cubic Inches | Ship Case | Weight/Case |
|-------------------|--|-------------------------|-------------------------|--------------|-----------|-------------|
| | | Sides | Bottom | | | |
| BOXES | | | | | | |
| FLEX125 | 1-1/2" deep 1/2" KO with raised ground emboss | (4) - 1/2" | (4) - 1/2" | 15.5 | 50 | 26 |
| FLEX126 | 1-1/2" deep 3/4" KO with raised ground emboss | (4) - 3/4" | (2) - 1/2" & (2) - 3/4" | 15.5 | 50 | 26 |
| FLEX127 | 1-1/2" deep 1/2" & 3/4" KO with raised ground emboss | (2) - 1/2" & (2) - 3/4" | (2) - 1/2" & (2) - 3/4" | 15.5 | 50 | 26 |
| FLEX153 | 1-1/2" deep 1/2" KO with MC Clamp | (2) - 1/2" & 4 pryouts | (1) - 1/2" | 15.5 | 50 | 26 |
| EXTENSIONS | | | | | | |
| FLEX128 | 1-1/2" deep 1/2" KO | (4) - 1/2" | --- | 15.5 | 50 | 19 |
| FLEX130 | 1-1/2" deep 1/2" & 3/4" KO | (2) - 1/2" & (2) - 3/4" | --- | 15.5 | 50 | 19 |

4" Octagon Drawn Boxes with Brackets and Supports 1-1/2" Deep



Features

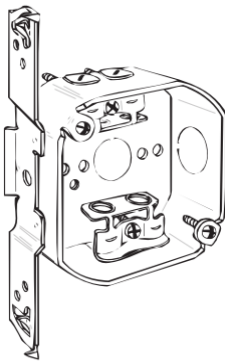
- Drawn
- 1-1/2" deep
- 15.5 cubic inches
- Available with multiple KO sizes, and various clamps and brackets
- Adjustable bar hanger lengths 14-1/4" to 22-1/2"

Application

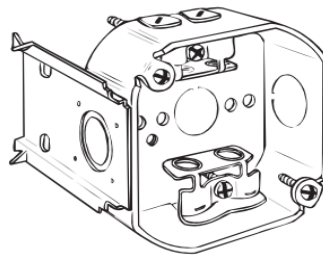
- 4" octagon junction boxes are used to install ceiling and wall lighting fixtures, or convenience outlets and devices
- Octagon boxes are used to bring power to an electrical device where multiple conductor runs are split in two or more directions

Standard Material

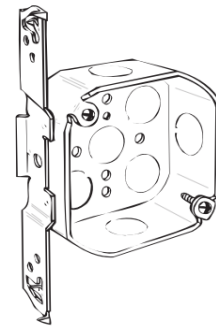
- Galvanized steel



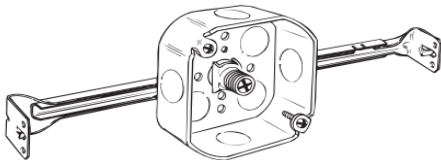
FLEX155



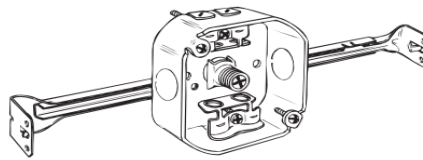
FLEX157



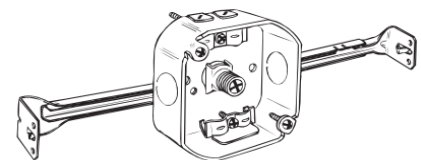
FLEX161



FLEX324*



FLEX325*



FLEX326*

| Catalog Number | Description | Knockouts | | Cubic Inches | Ship Case | Weight/Case |
|----------------|---|-------------------------|-------------------------|--------------|-----------|-------------|
| | | Sides | Bottom | | | |
| FLEX155 | 1-1/2" deep 1/2" KO with MC clamp & TS bracket | (1) - 1/2" & 4 pryouts | (1) 1/2" | 15.5 | 50 | 35 |
| FLEX157 | 1-1/2" deep 1/2" KO with MC clamp & J-Wood bracket | (2) - 1/2" & 4 pryouts | (1) 1/2" | 15.5 | 50 | 32 |
| FLEX161 | 1-1/2" deep 1/2" KO with TS bracket | (2) - 1/2" & (1) - 3/4" | (3) - 1/2" & (2) - 3/4" | 15.5 | 50 | 31 |
| FLEX324* | 1-1/2" deep 1/2" KO with adj. bar hanger | (4) 1/2" | (4) 1/2" | 15.5 | 25 | 23 |
| FLEX325* | 1-1/2" deep 1/2" KO with MC clamp & adj. bar hanger | (2) - 1/2" & 4 pryouts | ----- | 15.5 | 25 | 24 |
| FLEX326* | 1-1/2" deep 1/2" KO with NM clamp & adj. bar hanger | (2) - 1/2" & 4 pryouts | ----- | 15.5 | 25 | 23.5 |

*Maximum weight load of 55 Lbs. when bar hanger extended 14" and maximum weight load of 33 Lbs. when bar hanger extended 21"

4" Octagon Drawn Deep Boxes & Covers

2-1/8" Deep



Features

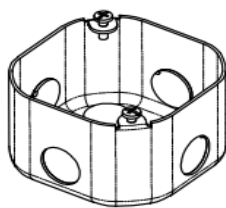
- Boxes – Drawn
- Boxes – 2-1/8" deep
- Boxes – 21.5 cubic inch extra cubic capacity
- Available in multiple KO sizes, with or without concentric KOs and raised ground emboss with installed 10/32 ground screw where noted

Applications

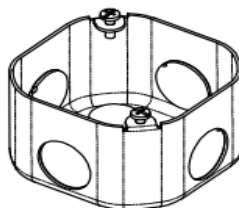
- 4" octagon junction boxes are used to install ceiling and wall lighting fixtures, fans or convenience outlets and devices
- Octagon boxes are used to bring power to an electrical device where multiple conductor runs are split in two or more directions
- 4" octagon blank flat covers are used to cover 4" octagon box wiring and provide a means for access when future conduit runs are required

Standard Material

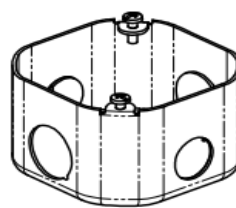
- Galvanized steel



FLEX165



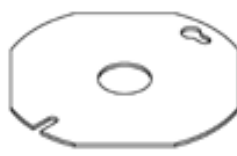
FLEX166



FLEX167



FLEX722



FLEX724

| Catalog Number | Description | Knockouts | | Cubic Inches | Ship Case | Weight/Case |
|----------------|--|----------------------------|----------------------------|--------------|-----------|-------------|
| | | Sides | Bottom | | | |
| BOXES | | | | | | |
| FLEX165 | 2-1/8" deep 1/2" KO with raised ground emboss | (4) - 1/2" | (4) - 1/2" | 21.5 | 50 | 29 |
| FLEX166 | 2-1/8" deep 1/2" & 3/4" KO with raised ground emboss | (4) - 3/4" | (2) - 1/2" & (2) - 3/4" | 21.5 | 50 | 29 |
| FLEX167 | 2-1/8" deep 1/2" & 3/4" KO with raised ground emboss | (2) - 1/2" & (2) - 3/4" | (2) - 1/2" & (2) - 3/4" | 21.5 | 50 | 29 |
| COVERS | | | | | | |
| FLEX722 | Blank flat (1) Hole & (1) Slot | --- | --- | --- | 100 | 23 |
| FLEX724 | Flat (1) 1/2" KO, (1) Hole & (1) Slot | --- | (1) - 1/2" | --- | 100 | 23 |

4" Square Extensions



Features

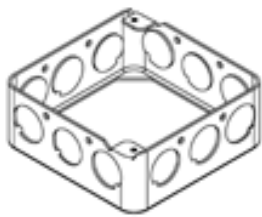
- 1-1/2" deep
- 21 cubic inches
- Add to junction boxes for additional wiring capacity

Applications

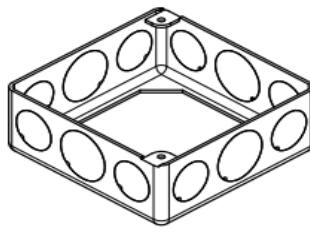
- Increases wiring capacity
- Provides access for additional conduit runs and electrical wire

Standard Material

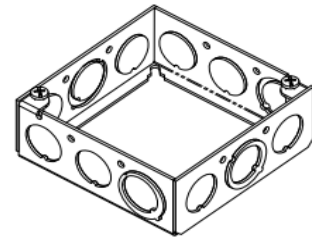
- Galvanized steel



FLEX201



FLEX203



FLEX53151-MKO

| Catalog Number | Description | Knockouts Sides | Cubic Inches | Ship Case | Weight/Case |
|----------------|--|----------------------------------|--------------|-----------|-------------|
| FLEX201 | Extension 1-1/2" deep 1/2" KO - Drawn | (12) - 1/2" | 21 | 50 | 20 |
| FLEX203 | Extension 1-1/2" deep 1/2" & 3/4" KO - Drawn | (8) - 1/2" & (4) - 3/4" | 21 | 50 | 20 |
| FLEX53151-MKO | Extension 1-1/2" deep 1/2" & 3/4" eccentric - Welded | (8) - 1/2" & (4) - 1/2"&3/4" Ecc | 21 | 50 | 20 |

4" Square Drawn Boxes 1-1/2" Deep



Features

- Drawn
- 1-1/2" deep
- Available in multiple KO sizes with raised ground emboss with installed 10/32 ground screw and pigtail where noted

Applications

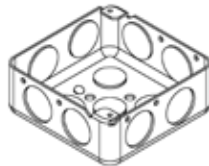
- 4" square drawn junction boxes can be installed in walls or ceilings for lighting fixtures, switches, receptacles or other outlet devices.
- Square boxes are used to bring power to a number of electrical devices where multiple conductor runs are split in two or more directions

Standard Material

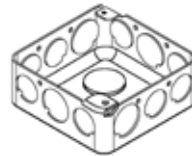
- Galvanized steel



FLEX190



FLEX191




FLEX192



FLEX52151-CKO

| Catalog Number | Description | Sides | Knockouts | | Cubic Inches | Ship Case | Weight/Case |
|----------------|---|-------------------------|-------------------------|--|--------------|-----------|-------------|
| | | | Bottom | | | | |
| FLEX190 | 1-1/2" deep 1/2" KO with raised ground emboss | (12) - 1/2" | (4) - 1/2" | | 21 | 50 | 31 |
| FLEX191 | 1-1/2" deep 3/4" KO with raised ground emboss | (8) - 3/4" | (2) - 1/2" & (2) - 3/4" | | 21 | 50 | 31 |
| FLEX192 | 1-1/2" deep 1/2" & 3/4" KO with raised ground emboss | (8) - 1/2" & (4) - 3/4" | (2) - 1/2" & (2) - 3/4" | | 21 | 50 | 31 |
| FLEX52151-CKO | 1-1/2" deep 1/2" & 3/4" concentric KO with raised ground emboss | (8) - 1/2" & 3/4" Con | (2) - 1/2" & (2) - 3/4" | | 21 | 50 | 31 |

4" Square Welded Boxes 1-1/2" Deep



Features

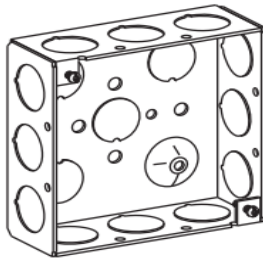
- Welded
- 1-1/2" deep
- Available in multiple KO sizes, and eccentric KOs and pigtail where noted

Applications

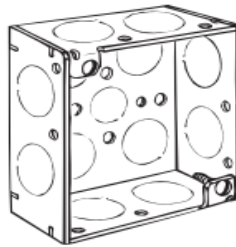
- 4" square welded junction boxes can be installed in walls or ceilings for lighting fixtures, switches, receptacles or other outlet devices
- Square boxes are used to bring power to a number of electrical devices where multiple conductor runs are split in two or more directions

Standard Material

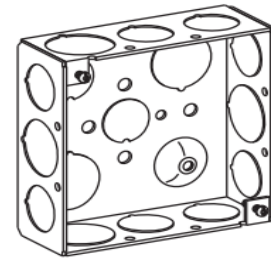
- Galvanized steel



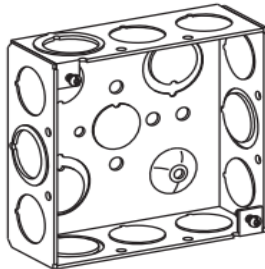
FLEX52151-1/2



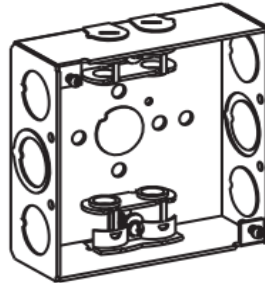
FLEX52151-3/4



FLEX52151-1234



FLEX189



FLEX213

| Catalog Number | Description | Sides | Knockouts Bottom | Cubic Inches | Ship Case | Weight/Case |
|----------------|--|---------------------------------------|-------------------------------------|--------------|-----------|-------------|
| FLEX52151-1/2 | 1-1/2" deep 1/2" KO with raised ground emboss | (12) - 1/2" | (2) - 1/2" (2) - 3/4" | 21 | 50 | 31 |
| FLEX52151-3/4 | 1-1/2" deep 3/4" KO with raised ground emboss | (8) - 3/4" | (2) - 1/2" (2) - 3/4" | 21 | 50 | 31 |
| FLEX52151-1234 | 1-1/2" deep 1/2" & 3/4" KO with raised ground emboss | (8) - 1/2" (4) - 3/4" | (2) - 1/2" (2) - 3/4" | 21 | 50 | 31 |
| FLEX189 | 1-1/2" deep 1/2" & 3/4" eccentric KO with raised ground emboss | (8) - 1/2" & (4) - 1/2" & 3/4" Ecc | (2) - 1/2" (2) - 1/2" & 3/4" Ecc | 21 | 50 | 36 |
| FLEX213 | 1-1/2" deep 1/2" KO with MC Clamp | (4) - 1/2" & (2) - 1/2" & 3/4" Ecc | (1) - 1/2" | 21 | 50 | 39 |

4" Square Welded Boxes

1-1/2" Deep with Bracket



Features

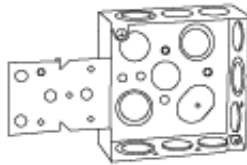
- Welded
- 1-1/2" deep
- Available in multiple KO sizes, with brackets, NM clamps, MC clamps, eccentric KOs and pigtail where noted

Applications

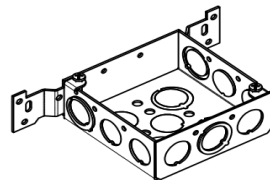
- 4" square welded junction boxes can be installed in walls or ceilings for lighting fixtures, switches, receptacles or other outlet devices
- Square boxes are used to bring power to a number of electrical devices where multiple conductor runs are split in two or more directions

Standard Material

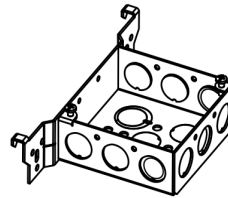
- Galvanized steel



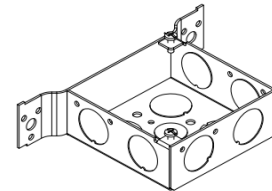
FLEX193



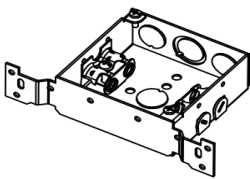
FLEX196



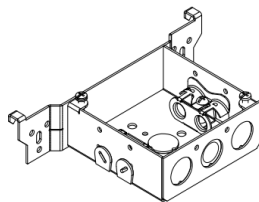
FLEX197



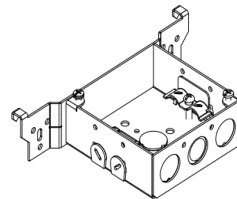
FLEX199



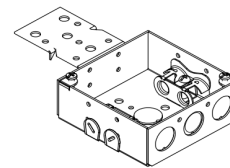
FLEX218



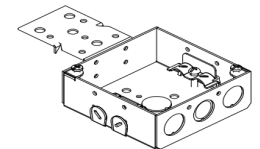
FLEX219



FLEX220



FLEX224



FLEX225

| Catalog Number | Description | Sides | Knockouts | Cubic Inches | Ship Case | Weight/ Case |
|----------------|--|--|-----------------------------------|--------------|-----------|--------------|
| | | | Bottom | | | |
| FLEX193 | 1-1/2" deep 1/2" & 3/4" eccentric KO with S bracket & raised ground emboss | (6) - 1/2" & (3) - 1/2" & 3/4" Ecc | (2) - 1/2" & (2) - 1/2" & 3/4"Ecc | 21 | 25 | 20 |
| FLEX196 | 1-1/2" deep 1/2" & 3/4" eccentric KO with FL bracket | (6) - 1/2" & (3) - 1/2" & 3/4" Ecc | (3) - 1/2" & (2) - 1/2" & 3/4"Ecc | 21 | 25 | 22 |
| FLEX197 | 1-1/2" deep 1/2" KO with WB bracket | (6) - 1/2" & (3) - 1/2" & 3/4" Ecc | (3) - 1/2" & (2) - 1/2" & 3/4"Ecc | 21 | 25 | 21 |
| FLEX199 | 1-1/2" deep 1/2" & 3/4" KO with FL bracket | (6) - 3/4" | (2) - 1/2" & (2) - 3/4" | 21 | 25 | 22 |
| FLEX220 | 1-1/2" deep 1/2" & 3/4" eccentric KO with NM Clamp & FL bracket | (2) - 1/2" & (1) - 1/2" & 3/4" Ecc | (1) - 1/2" | 21 | 25 | 24 |
| FLEX218 | 1-1/2" deep 1/2" & 3/4" eccentric KO with MC Clamp & FL bracket | (2) - 1/2" & (1) - 1/2" & 3/4" Ecc & 4 pryouts | (1) - 1/2" | 21 | 25 | 22 |
| FLEX219 | 1-1/2" deep 1/2" & 3/4" eccentric KO with MC Clamp & FH bracket | (2) - 1/2" & (1) - 1/2" & 3/4" Ecc & 4 pryouts | (1) - 1/2" | 21 | 25 | 20 |
| FLEX224 | 1-1/2" deep 1/2" & 3/4" eccentric KO with MC Clamp & S bracket | (2) - 1/2" & (1) - 1/2" & 3/4" Ecc & 4 pryouts | (1) - 1/2" | 21 | 25 | 24 |
| FLEX225 | 1-1/2" deep 1/2" KO with NM Clamp & S bracket | (4) - 1/2" & 4 pryouts | (1) - 1/2" | 21 | 25 | 22 |

4" Square Welded Deep Boxes

2-1/8" Deep



Features

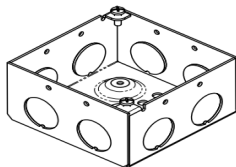
- Welded
- 2-1/8" deep offer extra cubic capacity
- Available in multiple eccentric & concentric KO sizes with MC clamps, raised ground emboss with 10/32 ground screw and pigtail where noted

Applications

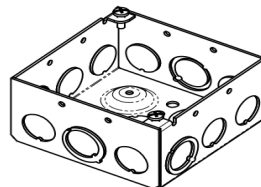
- 4" square welded junction boxes can be installed in walls or ceilings for lighting fixtures, switches, receptacles or other outlet devices
- Square boxes are used to bring power to a number of electrical devices where multiple conductor runs are split in two or more directions

Standard Material

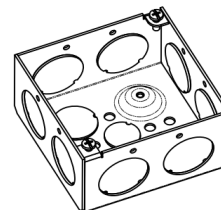
- Galvanized steel



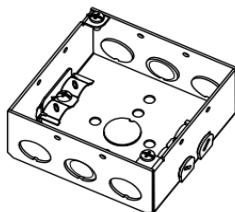
FLEX231



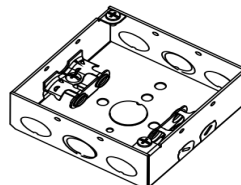
FLEX232



FLEX233



FLEX242



FLEX248

| Catalog Number | Description | Sides | Knockouts Bottom | Cubic Inches | Ship Case | Weight/Case |
|----------------|--|--|------------------------------------|--------------|-----------|-------------|
| FLEX231 | 2-1/8" deep 1/2" & 3/4" eccentric KO with raised ground emboss | (8) - 1/2" | (2) - 1/2" & 3/4" Ecc & (2) - 1/2" | 30.0 | 25 | 22 |
| FLEX232 | 2-1/8" deep 1/2" & 3/4" eccentric KO with raised ground emboss | (8) - 1/2" & (4) 1/2" & 3/4" Ecc | (2) - 1/2" & 3/4" Ecc & (2) - 1/2" | 30.0 | 25 | 22 |
| FLEX233 | 2-1/8" deep 1/2" & 3/4" KO with raised ground emboss | (8) - 1" | (2) - 1/2" & (2)-3/4" | 30.0 | 25 | 22 |
| FLEX242 | 2-1/8" deep 1/2" & 3/4" eccentric KO with NM clamp | (4) - 1/2" & (2) 1/2" & 3/4" Ecc & 4 pryouts | (1) - 1/2" | 30.0 | 25 | 22 |
| FLEX248 | 2-1/8" deep 1/2" & 3/4" eccentric KO with MC clamp | (4) - 1/2" & (2) 1/2" & 3/4" Ecc & 4 pryouts | (1) - 1/2" | 30.0 | 25 | 23 |

4" Square Welded Deep Boxes 2-1/8" Deep with Bracket



Features

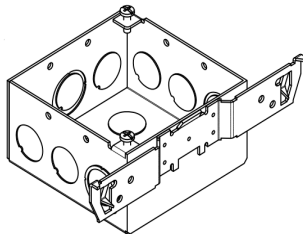
- Welded
- 2-1/8" deep offer extra cubic capacity
- Available in multiple eccentric KO sizes with MC clamps, NM clamp, brackets, 10/32 ground screw and pigtail where noted

Applications

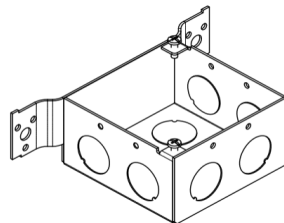
- 4" square welded junction boxes can be installed in walls or ceilings for lighting fixtures, switches, receptacles or other outlet devices
- Square boxes are used to bring power to a number of electrical devices where multiple conductor runs are split in two or more directions

Standard Material

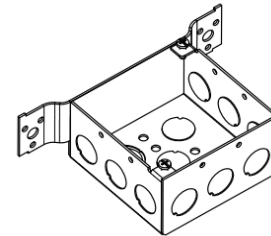
- Galvanized steel



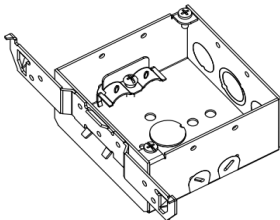
FLEX235



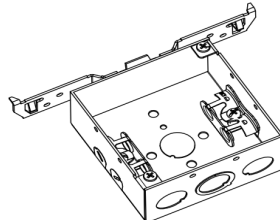
FLEX236



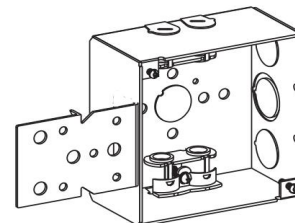
FLEX237



FLEX240




FLEX241



FLEX249

| Catalog Number | Description | Knockouts | | Cubic Inches | Ship Case | Weight/Case |
|----------------|---|--|------------------------------------|--------------|-----------|-------------|
| | | Sides | Bottom | | | |
| FLEX235 | 2-1/8" deep 1/2" & 3/4" eccentric KO with TS bracket | (6) - 1/2" & (3) - 1/2" & 3/4" Ecc | (2) - 1/2" & 3/4" Ecc | 30.3 | 25 | 25 |
| FLEX236 | 2-1/8" deep 1/2" & 3/4" KO with FL bracket | (6) - 3/4" | (1) - 1/2" & (4) - 3/4" | 30.3 | 25 | 24 |
| FLEX237 | 2-1/8" deep 1/2" & 3/4" KO with FL bracket | (9) - 1/2" | (3) - 1/2" & (2) - 1/2" & 3/4" Ecc | 30.3 | 25 | 24 |
| FLEX240 | 2-1/8" deep 1/2" & 3/4" eccentric KO with NM Clamp & TS bracket | (2) - 1/2" & (1) - 1/2" & 3/4" Ecc & 4 pryouts | (1) - 1/2" | 30.3 | 25 | 28 |
| FLEX241 | 2-1/8" deep 1/2" & 3/4" eccentric KO with MC Clamp & TS bracket | (2) - 1/2" & (1) - 1/2" & 3/4" Ecc & 4 pryouts | (1) - 1/2" | 30.3 | 25 | 29 |
| FLEX249 | 2-1/8" deep 1/2" & 3/4" eccentric KO with MC Clamp & B bracket | (2) - 1/2" & (1) - 1/2" & 3/4" Ecc & 4 pryouts | (1) - 1/2" | 30.3 | 25 | 29 |

4" Square Welded Boxes 2-1/8" Deep with Metal Stud Bracket



Features

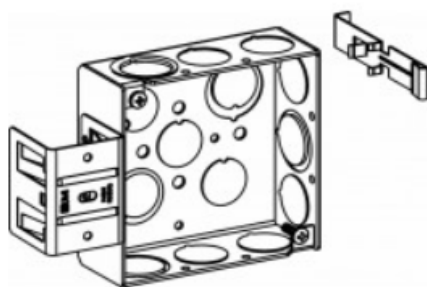
- Welded
- Metal stud bracket
- 2-1/8" deep boxes offer extra cubic capacity
- Available with MCI clamp

Applications

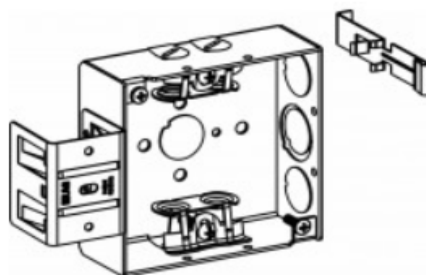
- Built in metal stud bracket allows 4" square box to mount directly to a metal stud
- Square boxes are used to bring power to a number of electrical devices where multiple conductor runs are split in two or more directions

Standard Material

- Galvanized steel



FLEX238



FLEX243

| Catalog Number | Description | Sides | Knockouts | Bottom | Cubic Inches | Ship Case | Weight/Case |
|----------------|---|--|-------------------------------------|--------|--------------|-----------|-------------|
| FLEX238 | 2-1/8" deep 1/2" & 3/4" eccentric KOs with MS bracket | (6) - 1/2", (3) - 1/2" & 3/4" Ecc | (3) - 1/2" (2) - 1/2" & 3/4" Ecc | | 30.3 | 25 | 26 |
| FLEX243 | 2-1/8" deep 1/2" & 3/4" eccentric KO with MC clamp and MS bracket | (2) - 1/2" & (1) - 1/2" & 3/4" Ecc & 4 pryouts | (1) - 1/2" | | 30.3 | 25 | 26 |

4-11/16" Square Welded Boxes 2-1/8" Deep



Features

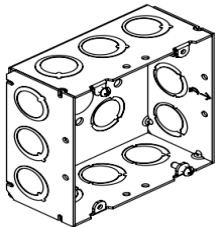
- Welded
- 2-1/8" deep
- Available in multiple KO sizes, with eccentric or concentric KOs, raised ground emboss with installed 10/32 ground screw and pigtail where noted

Applications

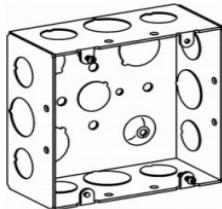
- 4-11/16" square welded junction boxes are used in a variety of industrial applications where larger sized conductors or wiring devices are needed and more volume is required
- Can be installed in walls or ceilings for lighting fixtures, switches, receptacles or other outlet devices. 2-1/8" deep boxes offer extra cubic capacity

Standard Material

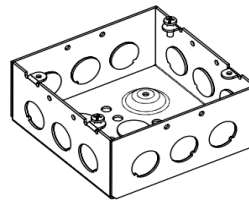
- Galvanized steel



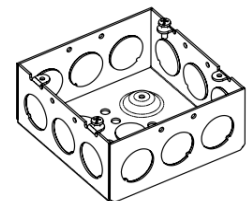
FLEX257



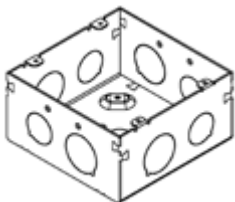
FLEX72171-1234



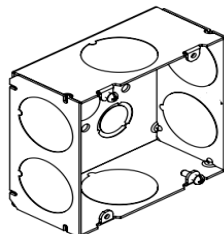
FLEX72171-1/2



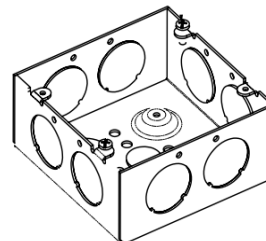
FLEX72171-3/4



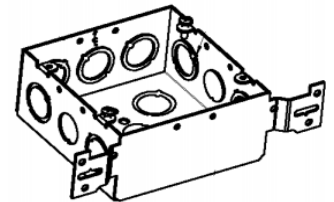
FLEX265



FLEX259



FLEX258



FLEX254

| Catalog Number | Description | Knockouts | | Cubic Inches | Ship Case | Weight/Case |
|----------------|---|------------------------------------|--------------------------------------|--------------|-----------|-------------|
| | | Sides | Bottom | | | |
| FLEX257 | 2-1/8" deep 1/2" & 3/4" concentric KO with raised ground emboss | (12) - 1/2" & 3/4" Con | (2) - 1/2" & 3/4" Con & (2) - 1 1/2" | 42 | 25 | 28 |
| FLEX72171-1234 | 2-1/8" deep 1/2" & 3/4" KO with raised ground emboss | (8) - 1/2" & (4) - 3/4" | (2) - 1/2" & (2) - 3/4" | 42 | 25 | 28 |
| FLEX72171-1/2 | 2-1/8" deep 1/2" KO with raised ground emboss | (12) - 1/2" | (2) - 1/2" & (2) - 3/4" | 42 | 25 | 28 |
| FLEX72171-3/4 | 2-1/8" deep 3/4" KO with raised ground emboss | (12) - 3/4" | (2) - 1/2" & (2) - 3/4" | 42 | 25 | 28 |
| FLEX265 | 2-1/8" deep 3/4" & 1" KO with raised ground emboss | (4) - 3/4" & (4) - 1" | (2) - 1/2" & (2) - 3/4" | 42 | 25 | 28 |
| FLEX259 | 2-1/8" deep 1-1/4" KO with raised ground emboss | (6) - 1-1/4" | (2) - 1/2" & (2) - 3/4" | 42 | 25 | 28 |
| FLEX258 | 2-1/8" deep 1" KO with raised ground emboss | (8) - 1" | (2) - 1/2" & (2) - 3/4" | 42 | 25 | 28 |
| FLEX254 | 2-1/8" deep 1/2" & 3/4" concentric KO with FL bracket | (2) - 1/2" & (7) - 1/2" & 3/4" Con | (2) - 1/2" & (2) - 3/4" | 42 | 25 | 27 |

3" x 2" Gangable Switch Boxes 1-1/2" Deep



Features

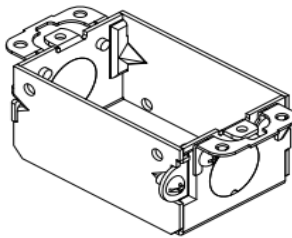
- Boxes – 1-1/2" deep
- Boxes – 7.5 cubic inches
- Available with adjustable plaster ears, NM clamps and MC clamps where noted

Applications

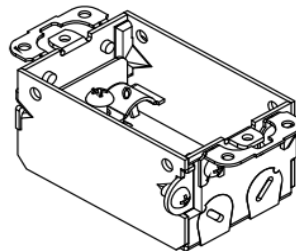
- 3"x 2" Switch boxes can be installed in walls or ceilings for lighting fixtures, switches, receptacles or other outlet devices
- Switch boxes are used to bring power to a number of electrical devices where multiple conductor runs are split in two or more directions
- The adjustable plaster ears allow for an easy "cut in" when switches or outlets need to be added

Standard Material

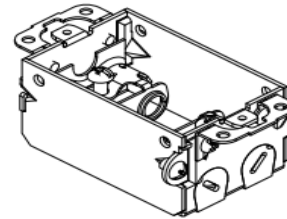
- Galvanized steel



FLEX400



FLEX410



FLEX411

| Catalog Number | Description | Sides | Knockouts Ends | Bottom | Cubic Inches | Ship Case | Weight/ Case |
|----------------|---------------------------|-------|-------------------|------------|--------------|-----------|-----------------|
| FLEX400 | 1-1/2" deep 1/2" KO | --- | (2) - 1/2" | (1) - 1/2" | 7.5 | 50 | 19 |
| FLEX410 | 1-1/2" deep with NM Clamp | --- | 4 pryouts | --- | 7.5 | 50 | 21 |
| FLEX411 | 1-1/2" deep with MC Clamp | --- | 4 pryouts | --- | 7.5 | 50 | 22 |

3" x 2" Gangable Switch Boxes

2" Deep



Features

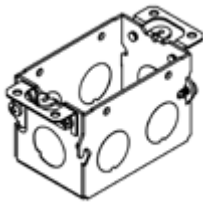
- Boxes – 2" deep
- Boxes – 10.0 cubic inches
- Available with adjustable plaster ears, NM clamps and MC clamps where noted

Applications

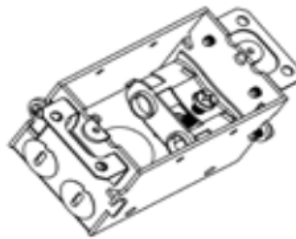
- 3"x 2" Switch boxes can be installed in walls or ceilings for lighting fixtures, switches, receptacles or other outlet devices
- Switch boxes are used to bring power to a number of electrical devices where multiple conductor runs are split in two or more directions
- The adjustable plaster ears allow for an easy "cut in" when switches or outlets need to be added
- Boxes are gangable

Standard Material

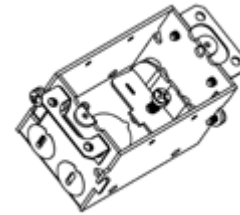
- Galvanized steel



FLEX420



FLEX440




FLEX445

| Catalog Number | Description | Sides | Knockouts | | Cubic Inches | Ship Case | Weight/Case |
|----------------|-----------------------|------------|------------|------------|--------------|-----------|-------------|
| | | | Ends | Bottom | | | |
| FLEX420 | 2" deep 1/2" KO | (4) - 1/2" | (2) - 1/2" | (2) - 1/2" | 10.0 | 50 | 25 |
| FLEX440 | 2" deep with MC Clamp | --- | 4 pryouts | (1) - 1/2" | 10.0 | 50 | 27 |
| FLEX445 | 2" deep with NM Clamp | --- | 4 pryouts | (1) - 1/2" | 10.0 | 50 | 26 |

3" x 2" Gangable Switch Boxes

2-1/2" Deep



Features

- Boxes – 2-1/2" deep
- Boxes – 12.5 cubic inches
- Available with adjustable plaster ears, NM clamps and MC clamps where noted

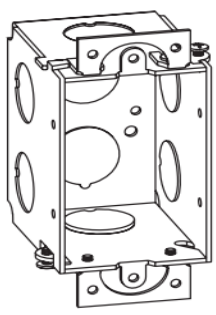
Applications

- 3"x 2" Switch boxes can be installed in walls or ceilings for lighting fixtures, switches, receptacles or other outlet devices
- Switch boxes are used to bring power to a number of electrical devices where multiple conductor runs are split in two or more directions
- The adjustable plaster ears allow for an easy "cut in" when switches or outlets need to be added

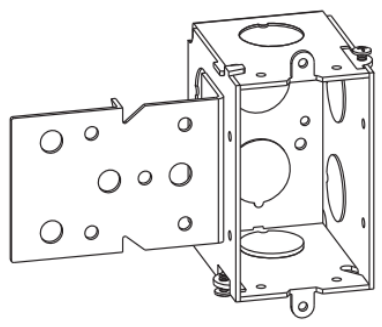
Standard Material

- Galvanized steel

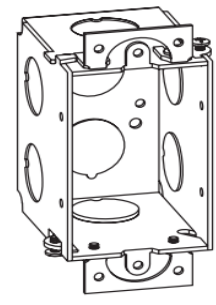
| Catalog Number | Description | Sides | Knockouts Ends | Bottom | Cubic Inches | Ship Case | Weight/ Case |
|----------------|--|------------|------------------------|------------|-----------------|--------------|-----------------|
| FLEX500 | 2-1/2" deep 1/2" KO | (4) - 1/2" | (2) - 1/2" | (2) - 1/2" | 12.5 | 50 | 24 |
| FLEX502 | 2-1/2" deep 1/2" KO with Long B Bracket | (4) - 1/2" | (2) - 1/2" | (2) - 1/2" | 12.5 | 50 | 27 |
| FLEX503 | 2-1/2" deep 1/2" & 3/4" KO | (4) - 1/2" | (2) - 3/4" | (2) - 1/2" | 12.5 | 50 | 24 |
| FLEX504 | 2-1/2" deep 1/2" KO with TS Bracket | (4) - 1/2" | (2) - 1/2" | (2) - 1/2" | 12.5 | 50 | 30 |
| FLEX505 | 2-1/2" deep 1/2" & 3/4" KO with TS Bracket | (4) - 1/2" | (2) - 3/4" | (2) - 1/2" | 12.5 | 50 | 30 |
| FLEX509 | 2-1/2" deep 1/2" KO Old Work | (4) - 1/2" | (2) - 1/2" | (2) - 1/2" | 12.5 | 50 | 28 |
| FLEX512 | 2-1/2" deep 1/2" KO with NM Clamp, Old Work | (4) - 1/2" | (2) - 1/2" & 4 pryouts | (1) - 1/2" | 12.5 | 50 | 31 |
| FLEX518 | 2-1/2" deep 1/2" KO with MC Clamp | (4) - 1/2" | (2) - 1/2" & 4 pryouts | (1) - 1/2" | 12.5 | 50 | 25 |
| FLEX519 | 2-1/2" deep 1/2" KO with NM Clamp | (4) - 1/2" | (2) - 1/2" & 4 pryouts | (1) - 1/2" | 12.5 | 50 | 27 |
| FLEX522 | 2-1/2" deep 1/2" KO with MC Clamp & Long B Bracket | --- | (2) - 1/2" & 4 pryouts | (1) - 1/2" | 12.5 | 50 | 35 |
| FLEX523 | 2-1/2" deep 1/2" KO with MC Clamp, Old Work | --- | (2) - 1/2" & 4 pryouts | (1) - 1/2" | 12.5 | 50 | 32 |
| FLEX524 | 2-1/2" deep 1/2" KO with MC Clamp & TS Bracket | --- | (2) - 1/2" & 4 pryouts | (1) - 1/2" | 12.5 | 50 | 35 |
| FLEX529 | 2-1/2" deep 1/2" KO with NM Clamp & Long B Bracket | --- | (2) - 1/2" & 4 pryouts | (1) - 1/2" | 12.5 | 50 | 34 |
| FLEX531 | 2-1/2" deep 1/2" KO with NM Clamp & TS Bracket | --- | (2) - 1/2" & 4 pryouts | (1) - 1/2" | 12.5 | 50 | 34 |



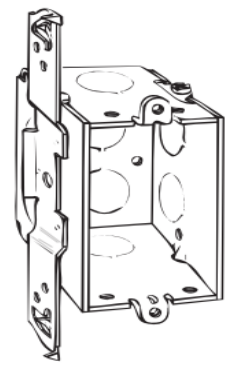
FLEX500



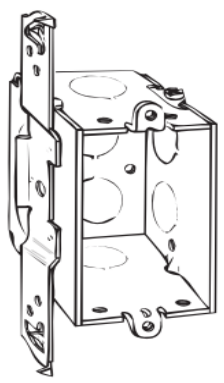
FLEX502



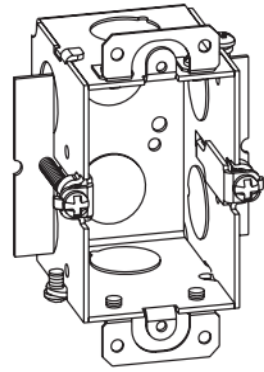
FLEX503



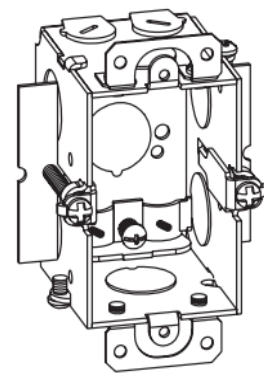
FLEX504



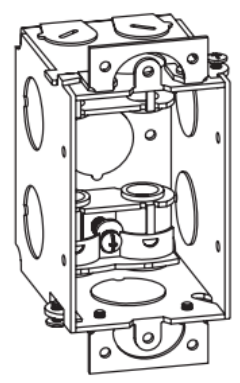
FLEX505



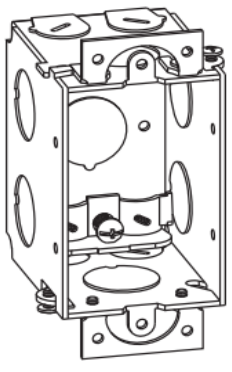
FLEX509



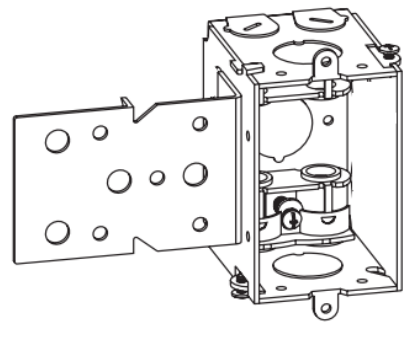
FLEX512



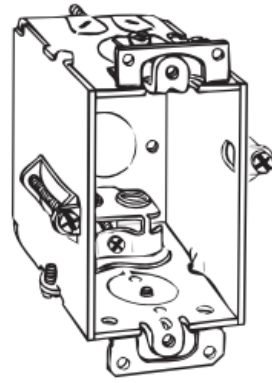
FLEX518



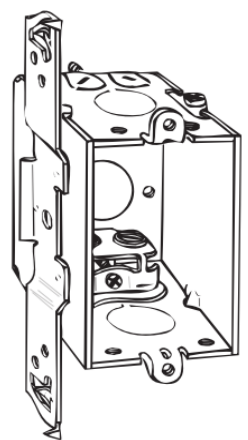
FLEX519



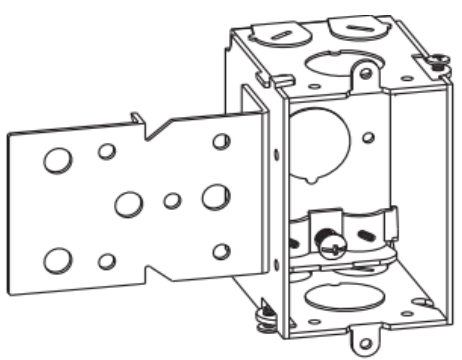
FLEX522



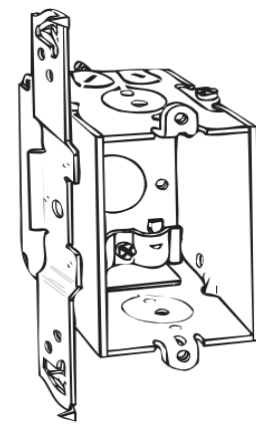
FLEX523



FLEX524




FLEX529



FLEX531

3" x 2" Gangable Switch Boxes

2-3/4" Deep



Features

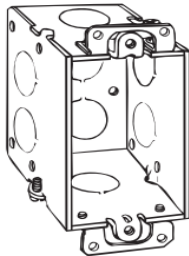
- Boxes – 2-3/4" deep
- Boxes – 14.0 cubic inches
- Available with adjustable plaster ears, NM clamps and MC clamps where noted
- Gangable

Applications

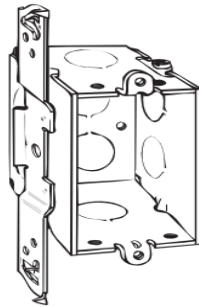
- 3"x 2" Switch boxes can be installed in walls or ceilings for lighting fixtures, switches, receptacles or other outlet devices
- Switch boxes are used to bring power to a number of electrical devices where multiple conductor runs are split in two or more directions
- The adjustable plaster ears allow for an easy "cut in" when switches or outlets need to be added

Standard Material

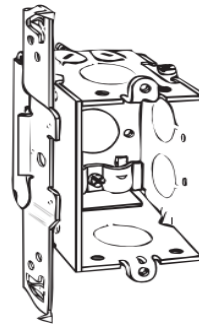
- Galvanized steel



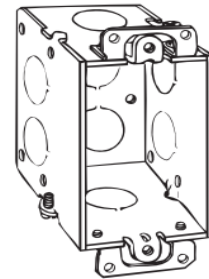
FLEX560



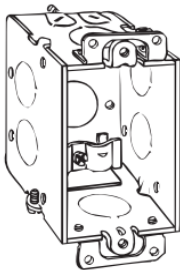
FLEX562



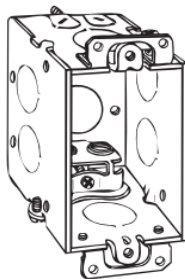
FLEX564



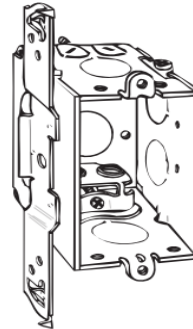
FLEX565



FLEX567



FLEX570



FLEX574

| Catalog Number | Description | Sides | Knockouts Ends | Bottom | Cubic Inches | Ship Case | Weight/Case |
|----------------|--|------------|------------------------|------------|--------------|-----------|-------------|
| FLEX560 | 2-3/4" deep 1/2" KO | (4) - 1/2" | (2) - 1/2" | (2) - 1/2" | 14.0 | 50 | 27 |
| FLEX562 | 2-3/4" deep 1/2" KO with TS Bracket | (4) - 1/2" | (2) - 1/2" | (2) - 1/2" | 14.0 | 50 | 30 |
| FLEX564 | 2-3/4" deep 1/2" KO with NM Clamp & TS Bracket | (4) - 1/2" | (2) - 1/2" & 4 pryouts | (1) - 1/2" | 14.0 | 50 | 34 |
| FLEX565 | 2-3/4" deep 1/2" & 3/4" KO | (4) - 3/4" | (2) - 3/4" | (2) - 1/2" | 14.0 | 50 | 28 |
| FLEX567 | 2-3/4" deep 1/2" KO with NM Clamp | (4) - 1/2" | (2) - 1/2" | (1) - 1/2" | 14.0 | 50 | 29 |
| FLEX570 | 2-3/4" deep 1/2" KO with MC Clamp | (4) - 1/2" | (2) - 1/2" & 4 pryouts | (1) - 1/2" | 14.0 | 50 | 28 |
| FLEX574 | 2-3/4" deep 1/2" KO with MC Clamp & TS Bracket | (4) - 1/2" | (2) - 1/2" & 4 pryouts | (1) - 1/2" | 14.0 | 50 | 38 |

3" x 2" Gangable Switch Boxes

3-1/2" Deep



Features

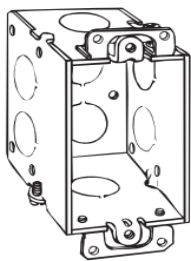
- Boxes – 3-1/2" deep
- Boxes – 18.0 cubic inches
- Available with adjustable plaster ears, NM clamps and MC clamps where noted
- Gangable

Applications

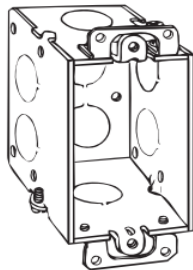
- 3" x 2" Switch boxes can be installed in walls or ceilings for lighting fixtures, switches, receptacles or other outlet devices
- Switch boxes are used to bring power to a number of electrical devices where multiple conductor runs are split in two or more directions
- The adjustable plaster ears allow for an easy "cut in" when switches or outlets need to be added

Standard Material

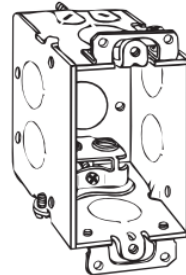
- Galvanized steel



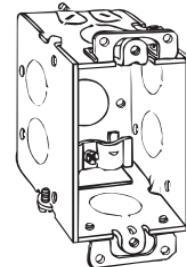
FLEX590



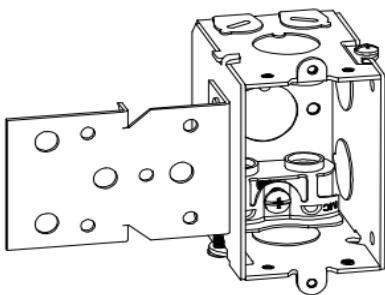
FLEX591



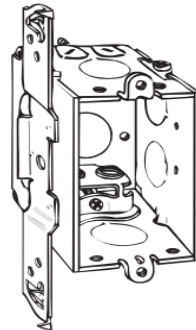
FLEX600



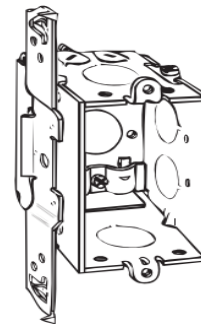
FLEX601



FLEX603



FLEX604



FLEX605

| Catalog Number | Description | Sides | Knockouts Ends | Bottom | Cubic Inches | Ship Case | Weight/Case |
|----------------|--|------------|------------------------|------------|--------------|-----------|-------------|
| FLEX590 | 3-1/2" deep 1/2" KO | (4) - 1/2" | (4) - 1/2" | (1) - 1/2" | 18 | 25 | 17 |
| FLEX591 | 3-1/2" deep 3/4" KO | (4) - 3/4" | (4) - 3/4" | (2) - 3/4" | 18 | 25 | 17 |
| FLEX600 | 3-1/2" deep 1/2" KO with MC Clamp | (4) - 1/2" | (2) - 1/2" & 4 pryouts | (1) - 1/2" | 18 | 25 | 18 |
| FLEX601 | 3-1/2" deep 1/2" KO with NM Clamp | (4) - 1/2" | (2) - 1/2" & 4 pryouts | (1) - 1/2" | 18 | 25 | 17 |
| FLEX603 | 3-1/2" deep 1/2" KO with MC Clamp & Long B Bracket | (4) - 1/2" | (2) - 1/2" & 4 pryouts | (1) - 1/2" | 18 | 25 | 30 |
| FLEX604 | 3-1/2" deep 1/2" KO with MC Clamp & TS Bracket | (4) - 1/2" | (2) - 1/2" & 4 pryouts | (1) - 1/2" | 18 | 25 | 27 |
| FLEX605 | 3-1/2" deep 1/2" KO with NM Clamp & TS Bracket | (4) - 1/2" | (2) - 1/2" & 4 pryouts | (1) - 1/2" | 18 | 25 | 23 |

4" x 2" Drawn Handy Boxes and Extension 1-7/8" Deep



Features

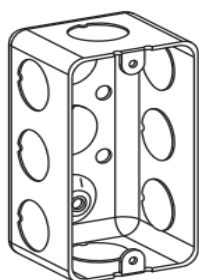
- Boxes – Drawn
- Boxes – 1-7/8" deep
- Boxes – 13.0 cubic inches
- Available in multiple KO sizes, with or without concentric KOs and raised ground emboss with installed 10/32 ground screw where noted

Applications

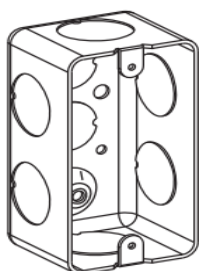
- Handy boxes, also referred to as utility boxes are used for switch boxes, convenience outlets or small junction boxes in exposed work applications
- Great for appliances and machinery
- Flexotek handy utility boxes have a small, rectangular design that enables power outlets and switches to be installed in small places
- Can easily be customized with special holes or knockouts for OEM applications

Standard Material

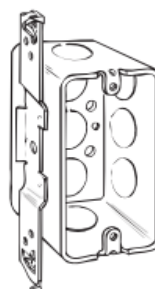
- Galvanized steel



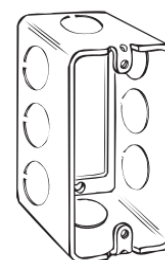
FLEX660



FLEX663



FLEX662



FLEX665

| Catalog Number | Description | Sides | Knockouts Bottom | Cubic Inches | Ship Case | Weight/Case |
|------------------|--|------------|------------------|--------------|-----------|-------------|
| BOXES | | | | | | |
| FLEX660 | 1-7/8" deep 1/2" KO with raised ground emboss | (8) - 1/2" | (2) - 1/2" | 13.0 | 50 | 24 |
| FLEX663 | 1-7/8" deep 3/4" KO with raised ground emboss | (6) - 3/4" | (1) - 3/4" | 13.0 | 50 | 24 |
| FLEX662 | 1-7/8" deep 1/2" KO with raised ground emboss and TS bracket | (5) - 1/2" | (2) - 1/2" | 13.0 | 50 | 24 |
| EXTENSION | | | | | | |
| FLEX665 | 1-7/8" deep extension | (8) - 1/2" | --- | 13.0 | 50 | 30 |

4" Octagon Concrete Rings & Covers



Features

- Available with 1/2" and 3/4" KO
- Available in multiple depths
- Mounting tabs allow for quick and easy installation
- Sealed KOs prevent wet concrete and water from entering the box

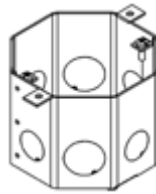
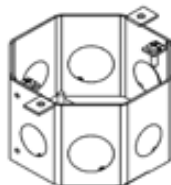
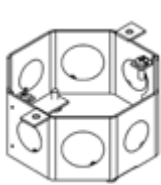
Applications

- Octagon concrete boxes with 1/2" & 3/4" side knockouts are used in poured concrete construction.
- Install on wooden or steel concrete forms once the forms are removed the boxes and conduit are buried in concrete and the end is open to the room wall or ceiling, ready for wire pulling
- Includes extra-long external mounting tabs allow an easy installation by nailing or screwing the boxes to wooden or steel concrete forms
- Knockouts are sealed against box surface to prevent wet concrete and water from entering the box. The top covers are removable allowing any before-pour work

FLEX270

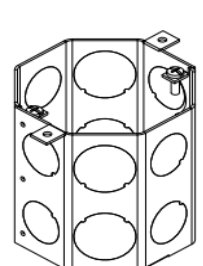

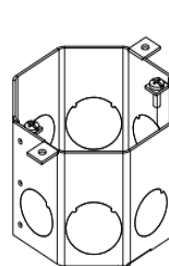
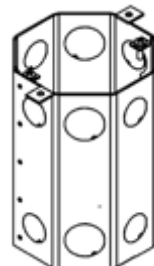
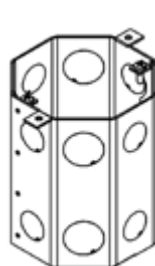
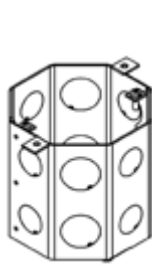
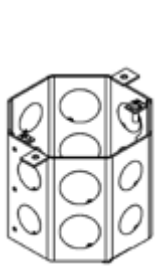
FLEX271

FLEX272



Standard Material

- Galvanized Steel



FLEX273

FLEX274

FLEX275

FLEX276

FLEX277

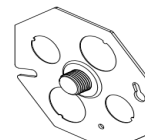
FLEX278

FLEX279

| Catalog Number | Description | Sides | Ship Case | Weight/Case | Cubic Inches |
|----------------|--------------------------|---------------------------|-----------|-------------|--------------|
| RINGS | | | | | |
| FLEX270 | Raised 2" | (4) - 1-1/2" & (4) - 3/4" | 25 | 5 | 24.5 |
| FLEX271 | Raised 2-1/2" | (4) - 1-1/2" & (4) - 3/4" | 25 | 6 | 30.8 |
| FLEX272 | Raised 3" | (4) - 1-1/2" & (4) - 3/4" | 25 | 20 | 37 |
| FLEX273 | Raised 3-1/2" | (8) - 1-1/2" & (8) - 3/4" | 20 | 19 | 43 |
| FLEX274 | Raised 4" | (8) - 1-1/2" & (8) - 3/4" | 20 | 21 | 49.3 |
| FLEX275 | Raised 5" | (8) - 1-1/2" & (8) - 3/4" | 10 | 13 | 61.5 |
| FLEX276 | Raised 6" | (8) - 1-1/2" & (8) - 3/4" | 10 | 16 | 74 |
| FLEX277 | Raised 3" | (4) - 1" & (4) - 3/4" | 25 | 23 | 37 |
| FLEX278 | Raised 3-1/2" | (4) - 1" & (4) - 3/4" | 20 | 18 | 43 |
| FLEX279 | Raised 4" | (8) - 1" & (8) - 3/4" | 20 | 21 | 49.3 |
| COVERS | | | | | |
| FLEX890 | Blank (1) Slot, (1) Hole | --- | 50 | 10 | Flat |
| FLEX891 | (2) -1/2" & (2) 3/4" | --- | 50 | 12 | Flat |
| FLEX892 | (3) -1/2" & (2) 3/4" | --- | 50 | 10 | Flat |



FLEX890



FLEX891



FLEX892

Masonry Boxes 2-1/2" Deep



Features

- Welded
- 2- 1/2" deep
- Concentric KOs
- 6/32 Tab holes for mounting devices
- Available in 1 thru 6 gang

Applications

- Solid, 2-1/2" deep, multi-gang masonry boxes are used for mounting switches, plugs, outlets and other electronic and electrical devices in masonry, brick and 4" block walls.
- Extra deep design allows for deep devices, numerous wires, switches and other electronic and electrical devices.

Standard Material

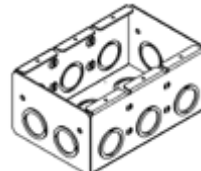
- Galvanized steel



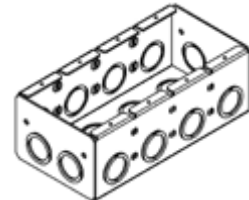
FLEX690



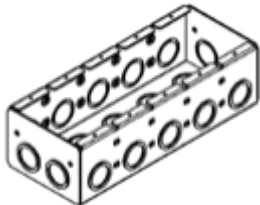
FLEX691



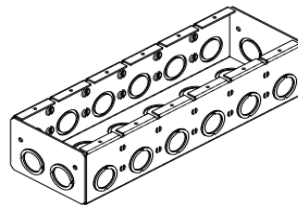
FLEX692



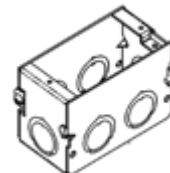
FLEX693



FLEX694



FLEX960



FLEX688

| Catalog Number | Description | Sides | Knockouts | | Cubic Inches | Ship Case | Weight/ Case |
|----------------|-----------------|--------------------|-----------|--------------------|--------------|-----------|--------------|
| | | | Bottom | | | | |
| FLEX690 | 1 gang | (6) - 1/2" & 3/4" | Con | (2) - 1/2" & 3/4" | 16 | 20 | 12 |
| FLEX691 | 2 gang | (8) - 1/2" & 3/4" | Con | (4) - 1/2" & 3/4" | 31.8 | 20 | 9 |
| FLEX692 | 3 gang | (10) - 1/2" & 3/4" | Con | (6) - 1/2" & 3/4" | 47.8 | 10 | 11 |
| FLEX693 | 4 gang | (12) - 1/2" & 3/4" | Con | (8) - 1/2" & 3/4" | 63.5 | 10 | 16 |
| FLEX694 | 5 gang | (14) - 1/2" & 3/4" | Con | (10) - 1/2" & 3/4" | 79.5 | 10 | 20 |
| FLEX960 | 6 gang | (16) - 1/2" & 3/4" | Con | (12) - 1/2" & 3/4" | 95.3 | 1 | 2 |
| FLEX688 | 1 gang gangable | (6) - 1/2" & 3/4" | Con | (2) - 1/2" & 3/4" | 16 | 20 | 12 |

Masonry Boxes 3-1/2" Deep



Features

- Welded
- 3- 1/2" deep
- concentric KOs
- 6/32 Tab holes for mounting devices
- Available in 1 thru 6 gang

Applications

- Solid, multi-gang masonry boxes are used for mounting switches, plugs, outlets and other electronic and electrical devices in masonry, brick and 4" block walls.
- Extra deep design allows for deep devices, numerous wires, switches and other electronic and electrical devices.

Standard Material

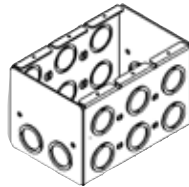
- Galvanized steel



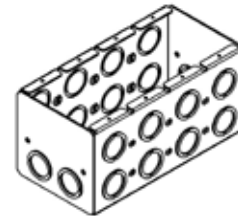
FLEX695



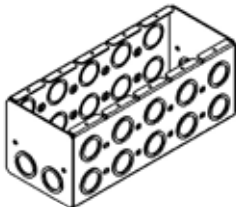
FLEX696



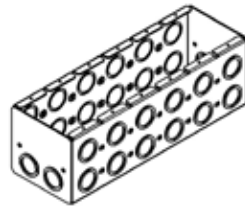
FLEX697



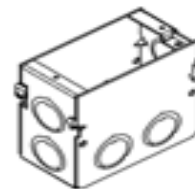
FLEX698



FLEX699



FLEX965



FLEX689

| Catalog Number | Description | Sides | Knockouts | Bottom | Cubic Inches | Ship Case | Weight/ Case |
|----------------|-----------------|------------------|-----------|------------------|--------------|-----------|--------------|
| FLEX695 | 1 gang | (8) 1/2" & 3/4" | Con | (2) 1/2" & 3/4" | 21 | 20 | 14 |
| FLEX696 | 2 gang | (12) 1/2" & 3/4" | Con | (4) 1/2" & 3/4" | 44 | 10 | 10 |
| FLEX697 | 3 gang | (16) 1/2" & 3/4" | Con | (6) 1/2" & 3/4" | 65 | 10 | 15 |
| FLEX698 | 4 gang | (20) 1/2" & 3/4" | Con | (8) 1/2" & 3/4" | 87 | 5 | 9 |
| FLEX699 | 5 gang | (24) 1/2" & 3/4" | Con | (10) 1/2" & 3/4" | 108 | 1 | 2 |
| FLEX965 | 6 gang | (28) 1/2" & 3/4" | Con | (12) 1/2" & 3/4" | 160 | 1 | 3 |
| FLEX689 | 1 gang gangable | (8) 1/2" & 3/4" | Con | (2) 1/2" & 3/4" | 21 | 20 | 14 |

Masonry Boxes with Flat Bracket

2-1/2" Deep



Features

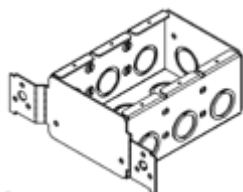
- 2- 1/2" deep
- Welded
- Available with 1/2" & 3/4" concentric KO's with FL bracket
- Available in 3 thru 4 gang

Applications

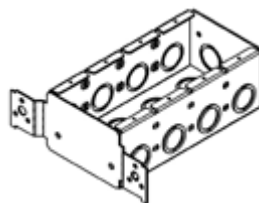
- Use when more than two devices or outlets are required in one box
- Multi-gang switch boxes can be installed in walls or ceilings for lighting fixtures, switches, receptacles or other outlet devices
- Use to bring power to a number of electrical devices where multiple conductor runs are split in two or more directions

Standard Material

- Galvanized steel



FLEX686



FLEX687

| Catalog Number | Description | Sides | Knockouts Bottom | Cubic Inches | Ship Case | Weight/ Case |
|----------------|-------------|------------------------|---------------------|--------------|-----------|--------------|
| FLEX686 | 3 gang | (8) 1-1/2" & 3/4" Con | (6) 1/2" & 3/4" Con | 47.8 | 10 | 14 |
| FLEX687 | 4 gang | (10) 1-1/2" & 3/4" Con | (8) 1/2" & 3/4" Con | 63.5 | 10 | 17 |

Multi-Gang Switch Boxes

2-1/2" Deep



LISTED
E530651

Features

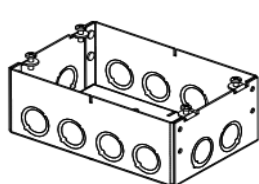
- 2- 1/2" deep
- Welded
- Available with 1/2" and 3/4" concentric KOs
- Available in 2 thru 9 gang

Applications

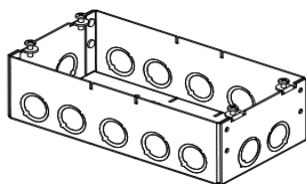
- Use when more than two devices or outlets are required in one box
- Multi-Gang Switch boxes can be installed in walls or ceilings for lighting fixtures, switches, receptacles or other outlet devices
- Use to bring power to a number of electrical devices where multiple conductor runs are split in two or more directions

Standard Material

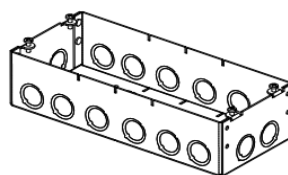
- Galvanized steel



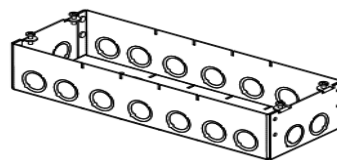
FLEX941



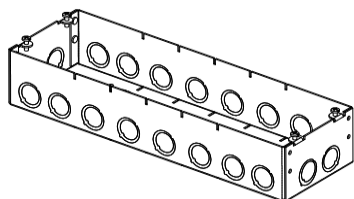
FLEX942



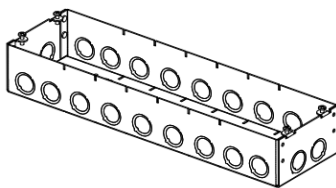
FLEX943



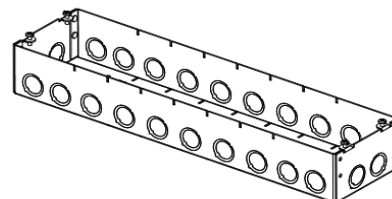
FLEX944



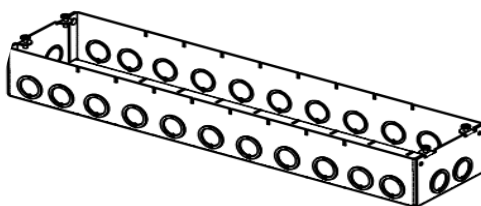
FLEX945



FLEX946



FLEX947



FLEX948

| Catalog Number | Description | Sides | Knockouts Bottom | Cubic Inches | Ship Case | Weight/ Case |
|----------------|-------------|-----------------------|-------------------------|--------------|-----------|--------------|
| FLEX941 | 2 gang | (12) -1/2" & 3/4" Con | (4) - 1/2" & (2) - 3/4" | 70 | 5 | 6.6 |
| FLEX942 | 3 gang | (14) -1/2" & 3/4" Con | (6) - 1/2" & (4) - 3/4" | 90 | 5 | 10 |
| FLEX943 | 4 gang | (16) -1/2" & 3/4" Con | (6) - 1/2" & (4) - 3/4" | 110 | 5 | 11 |
| FLEX944 | 5 gang | (18) -1/2" & 3/4" Con | (6) - 1/2" & (4) - 3/4" | 130 | 5 | 13 |
| FLEX945 | 6 gang | (20) -1/2" & 3/4" Con | (6) - 1/2" & (4) - 3/4" | 150 | 1 | 2.4 |
| FLEX946 | 7 gang | (22) -1/2" & 3/4" Con | (6) - 1/2" & (4) - 3/4" | 169.5 | 1 | 2.8 |
| FLEX947 | 8 gang | (24) -1/2" & 3/4" Con | (6) - 1/2" & (4) - 3/4" | 188.8 | 1 | 3.3 |
| FLEX948 | 9 gang | (26) -1/2" & 3/4" Con | (6) - 1/2" & (4) - 3/4" | 208 | 1 | 4 |

Multi-Gang Switch Boxes

1-5/8" Deep



Features

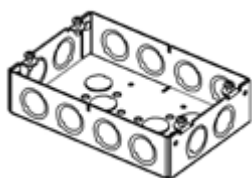
- 1- 5/8" deep
- Welded
- Available with 1/2" and 3/4" concentric KOs
- Available in 2 thru 9 gang

Applications

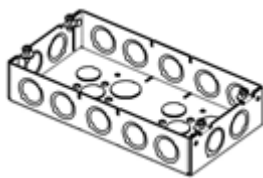
- Use when more than two devices or outlets are required in one box
- Multi-Gang Switch boxes can be installed in walls or ceilings for lighting fixtures, switches, receptacles or other outlet devices
- Use to bring power to a number of electrical devices where multiple conductor runs are split in two or more directions

Standard Material

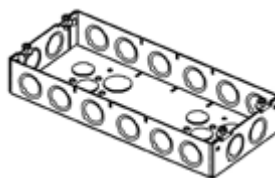
- Galvanized steel



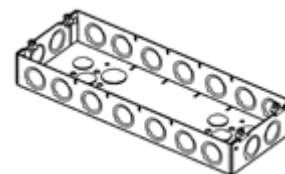
FLEX951



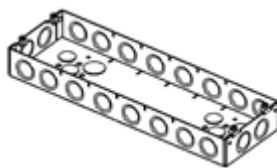
FLEX952



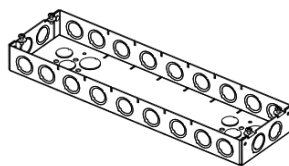
FLEX953



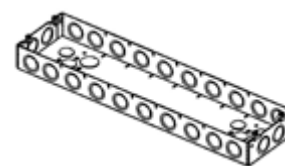
FLEX954



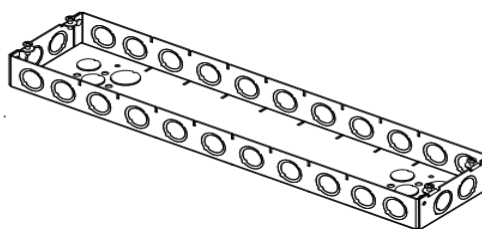
FLEX955



FLEX956



FLEX957



FLEX958

| Catalog Number | Description | Knockouts | | Cubic Inches | Ship Case | Weight/Case |
|----------------|-------------|--------------------|-------------------------|--------------|-----------|-------------|
| | | Sides | Bottom | | | |
| FLEX951 | 2 gang | (12) - 1/2" & 3/4" | (4)- 1/2" & (2) - 3/4" | 47 | 5 | 7 |
| FLEX952 | 3 gang | (14) - 1/2" & 3/4" | (6) - 1/2" & (4) - 3/4" | 60 | 5 | 7.5 |
| FLEX953 | 4 gang | (16) - 1/2" & 3/4" | (6) - 1/2" & (4) - 3/4" | 72.8 | 5 | 9 |
| FLEX954 | 5 gang | (18) - 1/2" & 3/4" | (6) - 1/2" & (4) - 3/4" | 85.8 | 5 | 10 |
| FLEX955 | 6 gang | (20) - 1/2" & 3/4" | (6) - 1/2" & (4) - 3/4" | 98.5 | 1 | 2 |
| FLEX956 | 7 gang | (22) - 1/2" & 3/4" | (6) - 1/2" & (4) - 3/4" | 111.5 | 1 | 2.5 |
| FLEX957 | 8 gang | (24) - 1/2" & 3/4" | (6) - 1/2" & (4) - 3/4" | 124.5 | 1 | 3 |
| FLEX958 | 9 gang | (26) - 1/2" & 3/4" | (6) - 1/2" & (4) - 3/4" | 137.3 | 1 | 3.5 |

4" Square Single Gang Device Rings & Covers



LISTED

E530651

Features

- Ideal for exposed work applications, providing an easy method for the installation of electrical devices
- Can be used on any 4" square box

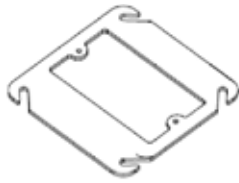
Applications

- 4" single gang device rings are used with 4" square boxes to mount switches, receptacles and devices
- Angled slots on the covers compensate for up to 12° of box misalignment on upright framing members
- 4" square blank flat covers are used to cover 4" square box wiring and provide a means for access when future conduit runs are required

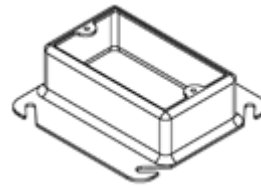
Standard Material

- Galvanized steel

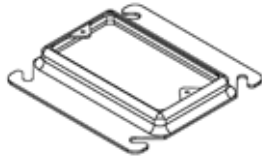
| Catalog Number | Description | Depth | Cubic Inches | Ship Case | Weight/Case |
|---------------------|---------------|--------|--------------|-----------|-------------|
| DEVICE RINGS | | | | | |
| FLEX787 | Flat | --- | --- | 50 | 9 |
| FLEX771 | Raised 1/4" | 1/4" | 1.5 | 50 | 10 |
| FLEX782 | Raised 1/2" | 1/2" | 3.5 | 50 | 12 |
| FLEX768 | Raised 5/8" | 5/8" | 4.5 | 50 | 13 |
| FLEX773 | Raised 3/4" | 3/4" | 5.5 | 50 | 15 |
| FLEX774 | Raised 1" | 1" | 7.5 | 25 | 9 |
| FLEX775 | Raised 1-1/4" | 1-1/4" | 9.4 | 25 | 10.5 |
| FLEX785 | Raised 1-1/2" | 1-1/2" | 11.3 | 25 | 11 |
| FLEX786 | Raised 2" | 2" | 14.5 | 25 | 13 |
| COVERS | | | | | |
| FLEX752 | Blank flat | Flat | --- | 50 | 15 |
| FLEX753 | 1/2" KO flat | Flat | --- | 50 | 15 |



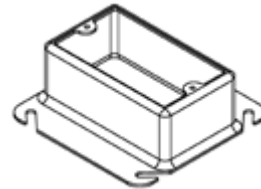
FLEX787



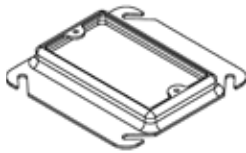
FLEX775



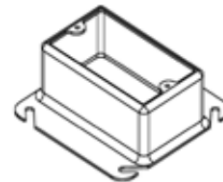
FLEX771



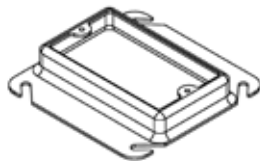
FLEX785



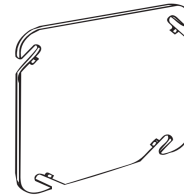
FLEX782



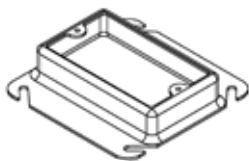
FLEX786



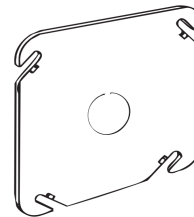
FLEX768



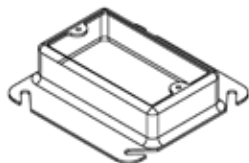
FLEX752



FLEX773



FLEX753



FLEX774

4" Square Double Gang Device Rings



Features

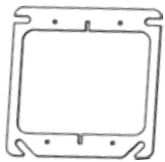
- Ideal for exposed work applications, providing an easy method for the installation of electrical devices
- Can be used on any 4" square box

Applications

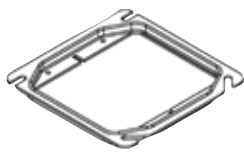
- 4" double gang device rings are used with 4" square boxes to mount switches, receptacles and devices
- Angled slots on the covers compensate for up to 12° of box misalignment on upright framing members
- Four slots for mounting vertically or horizontally

Standard Material

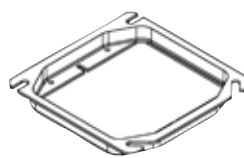
- Galvanized steel



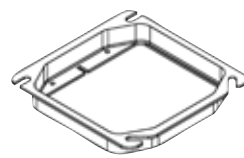
FLEX791



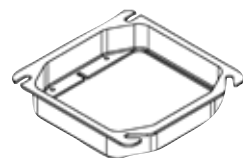
FLEX777



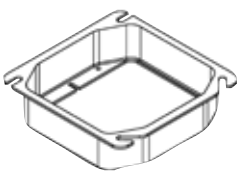
FLEX768



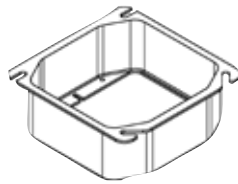
FLEX769



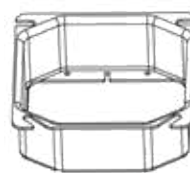
FLEX779



FLEX780



FLEX781



FLEX795



FLEX796

| Catalog Number | Description | Depth | Cubic Inches | Ship Case | Weight/Case |
|----------------|---------------|--------|--------------|-----------|-------------|
| FLEX791 | Flat | Flat | --- | 50 | 15 |
| FLEX777 | Raised 1/4" | 1/4" | 2.3 | 50 | 9 |
| FLEX768 | Raised 1/2" | 1/2" | 5.4 | 50 | 9 |
| FLEX769 | Raised 5/8" | 5/8" | 7 | 50 | 10 |
| FLEX779 | Raised 3/4" | 3/4" | 8.5 | 50 | 11 |
| FLEX780 | Raised 1" | 1" | 11.6 | 25 | 7 |
| FLEX781 | Raised 1-1/4" | 1-1/4" | 14.7 | 25 | 9 |
| FLEX795 | Raised 1-1/2" | 1-1/2" | 15.5 | 25 | 10 |
| FLEX796 | Raised 2" | 2" | 20.7 | 25 | 13 |

4" Square to Round Device Rings



Features

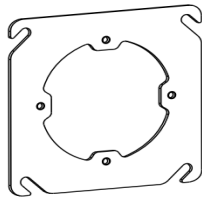
- 4" square to round 1/2"- 2" raised device rings are used to mount light fixtures in walls and ceilings
- They convert a square box to a round ceiling or wall opening with 8-32 threaded mounting tabs 2.75" c.c.

Applications

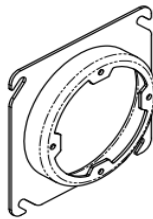
- Use to mount ceiling lights or wall scone lights
- The angled slots on the covers compensate for up to 12° of box misalignment on upright framing members

Standard Material

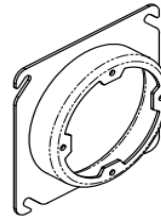
- Galvanized steel



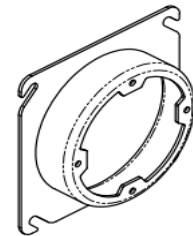
FLEX4SC-F



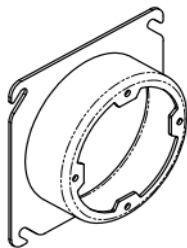
FLEX767



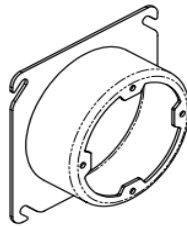
FLEX756



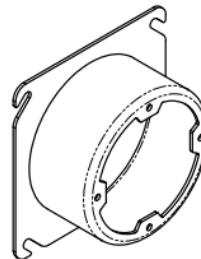
FLEX759



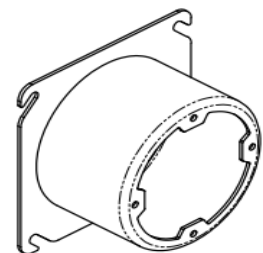
FLEX757



FLEX758



FLEX4SC150



FLEX4SC200

| Catalog Number | Description | Depth | Cubic Inches | Ship Case | Weight/ Case |
|----------------|---------------|--------|--------------|-----------|--------------|
| FLEX4SC-F | FLAT | --- | --- | 50 | 9 |
| FLEX767 | 1/2" raised | 1/2" | 3 | 50 | 12 |
| FLEX756 | 5/8" raised | 5/8" | 4 | 50 | 13 |
| FLEX759 | 3/4" raised | 3/4" | 5 | 50 | 14 |
| FLEX757 | 1" raised | 1" | 6.8 | 25 | 8 |
| FLEX758 | 1-1/4" raised | 1-1/4" | 8.5 | 25 | 9 |
| FLEX4SC150 | 1-1/2" raised | 1-1/2" | 9.7 | 25 | 10 |
| FLEX4SC200 | 2" raised | 2" | 12.9 | 25 | 12 |

4" Industrial Covers



Features

- Includes hardware for mounting receptacles
- Available in various cover designs
- Crushed corners
- Raised 5/8"
- 6.6 cubic inch


Applications

- 4" square industrial surface covers allow for a quick installation of electrical devices to steel covers before they are mounted to the box
- Raised 5/8" to protect wires inside the box for switches, receptacles, and outlets

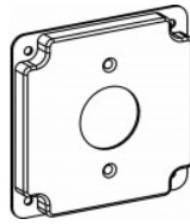
Standard Material

- Galvanized steel

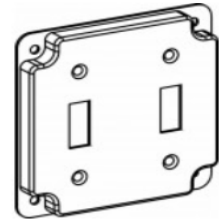
| Catalog Number | Description | Depth | Cubic Inches | Ship Case | Weight/Case |
|----------------|---|-------|--------------|-----------|-------------|
| FLEX800 | (1) Toggle switch | 5/8" | 6.6 | 50 | 30 |
| FLEX801 | (1) 15A 1.406" diameter | 5/8" | 6.6 | 50 | 27 |
| FLEX803 | (2) Toggle switches | 5/8" | 6.6 | 50 | 29 |
| FLEX805 | (1) Toggle Switch (1) 15A 1.406" diameter | 5/8" | 6.6 | 50 | 27 |
| FLEX808 | (1) GFI | 5/8" | 6.6 | 50 | 25 |
| FLEX809 | (2) GFI | 5/8" | 6.6 | 50 | 24 |
| FLEX810 | (1) 30A -50A 2.141" dia | 5/8" | 6.6 | 50 | 23 |
| FLEX811 | (1) 30A 1.719" diameter | 5/8" | 6.6 | 50 | 24 |
| FLEX812 | (1) 20A 1.60" diameter | 5/8" | 6.6 | 50 | 26 |
| FLEX813 | (1) 40A / 50A 2.155" diameter | 5/8" | 6.6 | 50 | 24 |
| FLEX814 | (1) Toggle (1) GFI | 5/8" | 6.6 | 50 | 24 |
| FLEX902 | (1) Duplex | 5/8" | 6.6 | 50 | 25 |
| FLEX907 | (2) Duplex receptacles | 5/8" | 6.6 | 50 | 22 |
| FLEX915 | (1) GFI (1) Duplex | 5/8" | 6.6 | 50 | 24 |



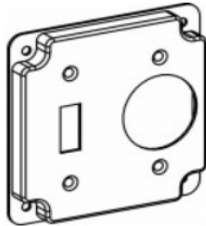
FLEX800



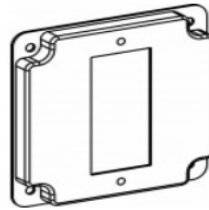
FLEX801



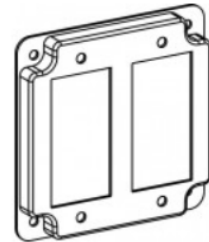
FLEX803



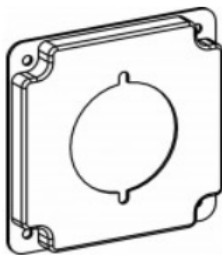
FLEX805



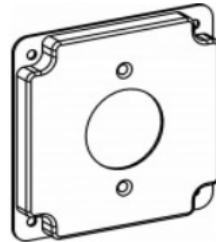
FLEX808



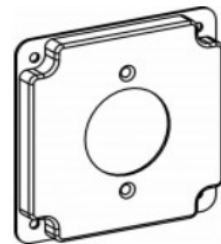
FLEX809



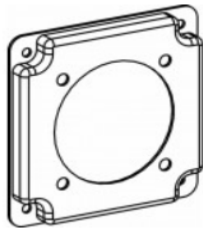
FLEX810



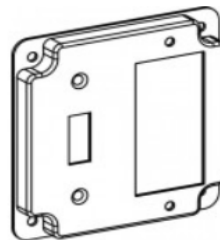
LEX811



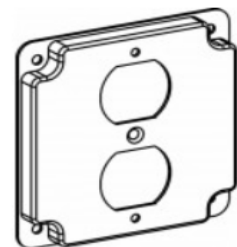
FLEX812



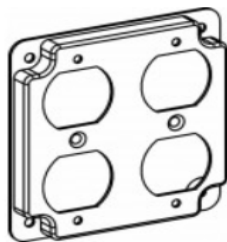
FLEX813



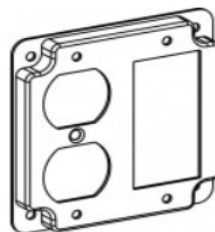
FLEX814



FLEX902



FLEX907



FLEX912

4-11/16" Square Single Gang Device Rings & Covers



LISTED
E530651

Features

- Ideal for exposed work applications, providing an easy method for the installation of electrical devices
- Can be used on any 4-11/16" square box

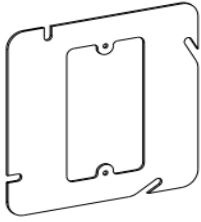
Applications

- 4-11/16" single gang device rings are used with 4-11/16" square boxes to mount switches, receptacles and devices
- Angled slots on the covers compensate for up to 12° of box misalignment on upright framing members
- 4-11/16" square blank flat covers are used to cover 4-11/16" square box wiring and provide a means for access when future conduit runs are required

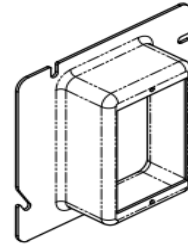
Standard Material

- Galvanized steel

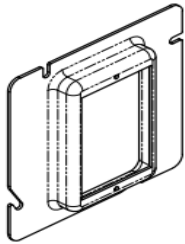
| Catalog Number | Description | Depth | Cubic Inches | Ship Case | Weight/Case |
|---------------------|---------------|--------|--------------|-----------|-------------|
| DEVICE RINGS | | | | | |
| FLEX-416MG | Flat | --- | --- | 50 | 14 |
| FLEX-416MG25 | Raised 1/4" | 1/4" | 1.5 | 50 | 10 |
| FLEX837 | Raised 1/2" | 1/2" | 3.5 | 50 | 12 |
| FLEX843 | Raised 5/8" | 5/8" | 4.5 | 50 | 19 |
| FLEX838 | Raised 3/4" | 3/4" | 5.5 | 50 | 20 |
| FLEX839 | Raised 1" | 1" | 7.5 | 25 | 11 |
| FLEX842 | Raised 1-1/4" | 1-1/4" | 9.4 | 25 | 12 |
| FLEX898 | Raised 1-1/2" | 1-1/2" | 11.3 | 25 | 13 |
| FLEX899 | Raised 2" | 2" | 14.5 | 25 | 15 |
| COVERS | | | | | |
| FLEX832 | Blank flat | Flat | --- | 50 | 21 |
| FLEX833 | 1/2" KO flat | Flat | --- | 50 | 21 |



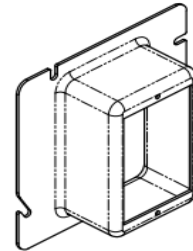
FLEX-416MG



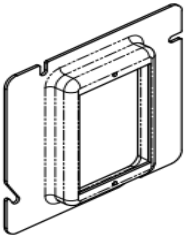
FLEX842



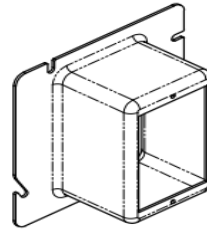
FLEX-416MG



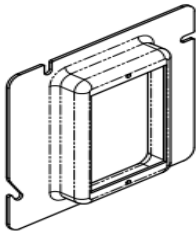
FLEX898




FLEX837



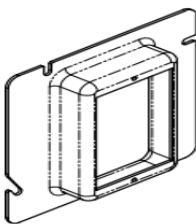
FLEX899



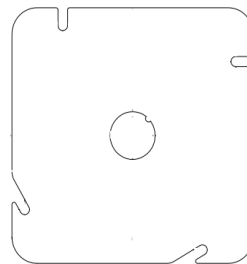
FLEX843



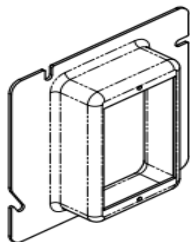
FLEX832



FLEX838



FLEX833



FLEX839

4-11/16" Square Double Gang Device Rings



Features

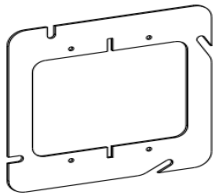
- Ideal for exposed work applications, providing an easy method for the installation of electrical devices
- Can be used on any 4-11/16" square box

Applications

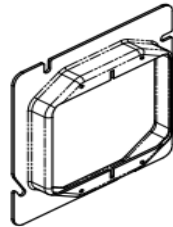
- 4-11/16" double gang device rings are used with 4-11/16" square boxes to mount switches, receptacles and devices
- Angled slots on the covers compensate for up to 12° of box misalignment on upright framing members
- Four slots for mounting vertically or horizontally

Standard Material

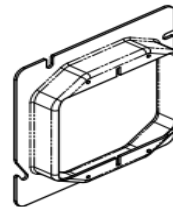
- Galvanized steel



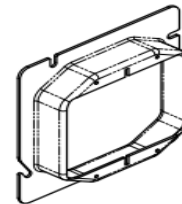
FLEX-416F



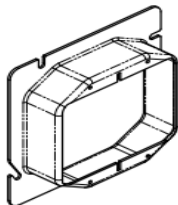
FLEX841



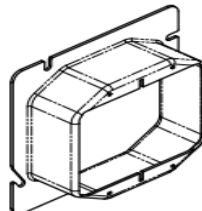
FLEX818



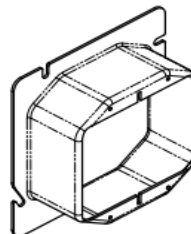
FLEX840



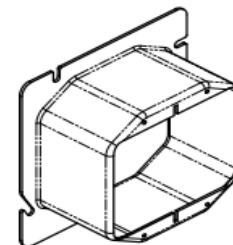
FLEX819



FLEX820



FLEX885



FLEXMG2R

| Catalog Number | Description | Depth | Cubic Inches | Ship Case | Weight/Case |
|----------------|---------------|--------|--------------|-----------|-------------|
| FLEX-416F | Flat | Flat | --- | 50 | 15 |
| FLEX841 | Raised 1/2" | 1/2" | 5.4 | 50 | 9 |
| FLEX818 | Raised 5/8" | 5/8" | 7 | 50 | 10 |
| FLEX840 | Raised 3/4" | 3/4" | 8.5 | 50 | 11 |
| FLEX819 | Raised 1" | 1" | 11.6 | 25 | 7 |
| FLEX820 | Raised 1-1/4" | 1-1/4" | 14.7 | 25 | 9 |
| FLEX885 | Raised 1-1/2" | 1-1/2" | 15.5 | 25 | 10 |
| FLEXMG2R | Raised 2" | 2" | 20.7 | 25 | 13 |

4-11/16" Square to Round Device Rings



Features

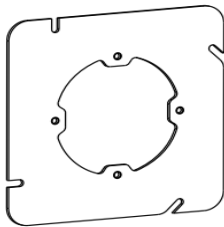
- 4-11/16" square to round 1/2"- 2" raised device rings are used to mount light fixtures in walls and ceilings
- They convert a square box to a round ceiling or wall opening with 8-32 threaded mounting tabs 2.75" c.c.

Applications

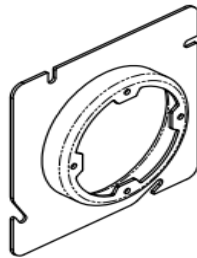
- Use to mount ceiling lights or wall sconce lights
- The angled slots on the covers compensate for up to 12° of box misalignment on upright framing members

Standard Material

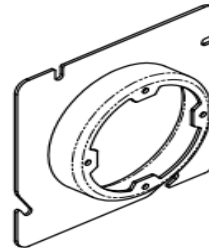
- Galvanized steel



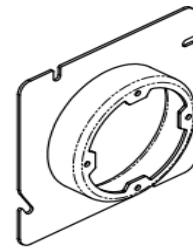
FLEX00SF



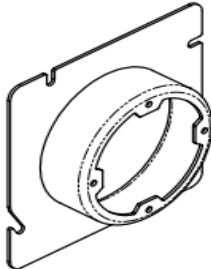
FLEX829



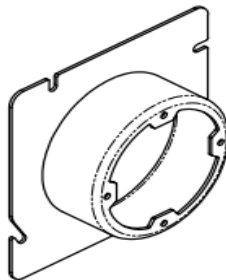
FLEX835



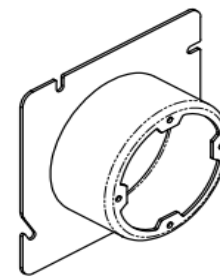
FLEX75SF



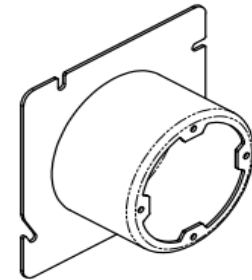
FLEX100SF



FLEX125SF



FLEX150SF



FLEX200SF

| Catalog Number | Description | Depth | Cubic Inches | Ship Case | Weight/ Case |
|----------------|---------------|--------|--------------|-----------|--------------|
| FLEX00SF | FLAT | --- | --- | 50 | 12 |
| FLEX829 | 1/2" raised | 1/2" | 3 | 50 | 17 |
| FLEX835 | 5/8" raised | 5/8" | 4 | 50 | 18 |
| FLEX75SF | 3/4" raised | 3/4" | 5 | 50 | 18 |
| FLEX100SF | 1" raised | 1" | 6.8 | 25 | 11 |
| FLEX125SF | 1-1/4" raised | 1-1/4" | 8.5 | 25 | 12 |
| FLEX150SF | 1-1/2" raised | 1-1/2" | 9.7 | 25 | 13 |
| FLEX200SF | 2" raised | 2" | 12.9 | 25 | 15 |

Multi-Gang Box Covers Blank



Features

- Protects wires inside the box for switches receptacles and outlets
- Provides fast and easy coverage of electrical junction boxes
- Available in 2 thru 6 gang

Applications

- Blank covers are used to cover box wiring and provide means for access when future conduit runs are required

Standard Material

- Galvanized Steel




FLEX844



FLEX845



FLEX846



FLEX847



FLEX848

| Catalog Number | Width | Description | Depth | Ship Case | Weight/Case |
|----------------|------------|-------------|-------|-----------|-------------|
| FLEX844 | 7-1/16" | 2 gang | Flat | 10 | 6 |
| FLEX845 | 8-7/8" | 3 gang | Flat | 10 | 7 |
| FLEX846 | 10 -11/16" | 4 gang | Flat | 10 | 9 |
| FLEX847 | 12 -1/2" | 5 gang | Flat | 10 | 10 |
| FLEX848 | 14-5/16" | 6 gang | Flat | 10 | 12 |

4" x 2" Handy Box Covers



Features


- Ideal for exposed work applications, providing an easy method for the installation of electrical devices
- Can be used on any 4"x2" rectangular box

Applications

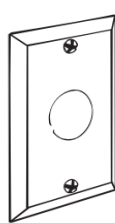
- Handy box covers are used with handy boxes to protect wiring inside the box
- Manufactured from galvanized steel and offered in various designs for receptacles, switches and other devices

Standard Material

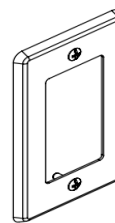
- Galvanized steel



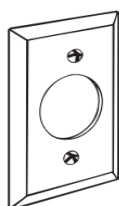
FLEX860



FLEX861




FLEX862



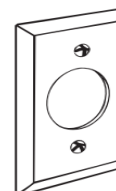
FLEX863



FLEX864



FLEX865



FLEX867

| Catalog Number | Description | Depth | Cubic Inches | Ship Case | Weight/Case |
|----------------|-----------------------|-------|--------------|-----------|-------------|
| FLEX860 | Blank | Flat | 1.5 | 25/250 | 26 |
| FLEX861 | 1/2" KO | Flat | 1.5 | 25/250 | 26 |
| FLEX862 | GFI | Flat | 1.5 | 25/250 | 26 |
| FLEX863 | 15A 1.406" diameter | Flat | 1.5 | 25/250 | 26 |
| FLEX864 | Duplex | Flat | 1.5 | 25/250 | 26 |
| FLEX865 | Toggle switch | Flat | 1.5 | 25/250 | 26 |
| FLEX867 | 30-50A 1.60" diameter | Flat | 1.5 | 25/250 | 26 |

Multi-Gang Device Rings 3/4" Raised



Features

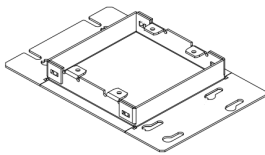
- Ideal for exposed work applications, providing an easy method for the installation of electrical devices
- Raised 3/4"
- Slots allow for easy installation
- Available in 2 thru 6 gang

Applications

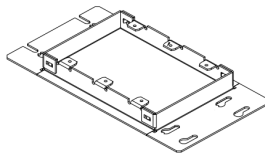
- Multi-gang device rings are used with standard multi-gang boxes to mount switches, receptacles and devices

Standard Material

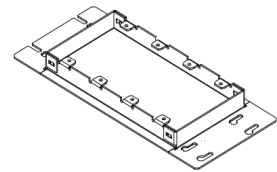
- Galvanized Steel



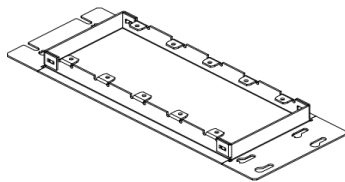
FLEX821



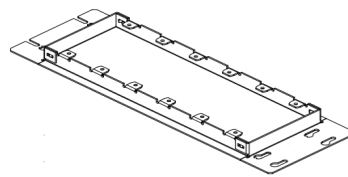
FLEX822



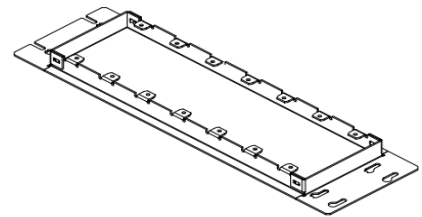
FLEX823



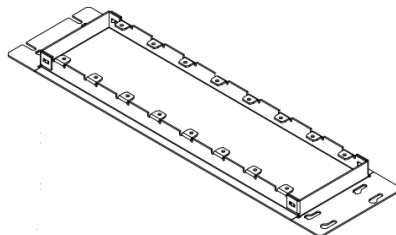
FLEX824



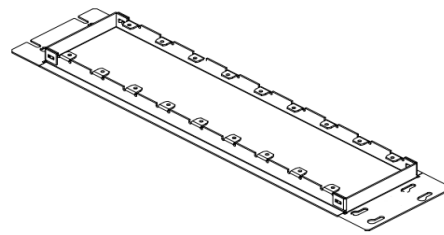
FLEX825



FLEX826



FLEX827



FLEX828

| Catalog Number | Width | Description | Depth | Cubic Inches | Ship Case | Weight/Case |
|----------------|-------------|-------------|-------|--------------|-----------|-------------|
| FLEX821 | 7 -1/16" | 2 gang | 3/4 | 11 | 20 | 11 |
| FLEX822 | 8 -7/8" | 3 gang | 3/4" | 17 | 20 | 12 |
| FLEX823 | 10 -11/16" | 4 gang | 3/4" | 21.5 | 20 | 14 |
| FLEX824 | 12 -1/ 2" | 5 gang | 3/4" | 26 | 10 | 8 |
| FLEX825 | 14 -5/16" | 6 gang | 3/4" | 30.5 | 10 | 9 |
| FLEX826 | 16 -1/ 8" | 7 gang | 3/4" | 35.5 | 5 | 7 |
| FLEX827 | 17 -15/ 16" | 8 gang | 3/4" | 40.8 | 5 | 9 |
| FLEX828 | 19 -3/4" | 9 gang | 3/4" | 45.8 | 5 | 10 |